

Zoom User Guide for West Park Patients

Virtual Care refers to the use of video or audio communications technology to provide health care services remotely in real time. Many programs at West Park are starting to provide Virtual Care to their patients.

The Purpose of this Page

This document is meant to help West Park patients and family members use Zoom for their Virtual Care Visits.

How to Join a Zoom Meeting: Using a Computer or Laptop

Each meeting has a unique meeting ID and password that will be required to join.

Join Zoom Meeting <https://zoom.us/j/763752450?pwd=a0lEOE0wKzEzOTJKVkdZcGhWeFpFQT09>

Meeting ID: 763 752 450

Password: 006011

1. Click the Zoom meeting link. This will prompt you to download and install the

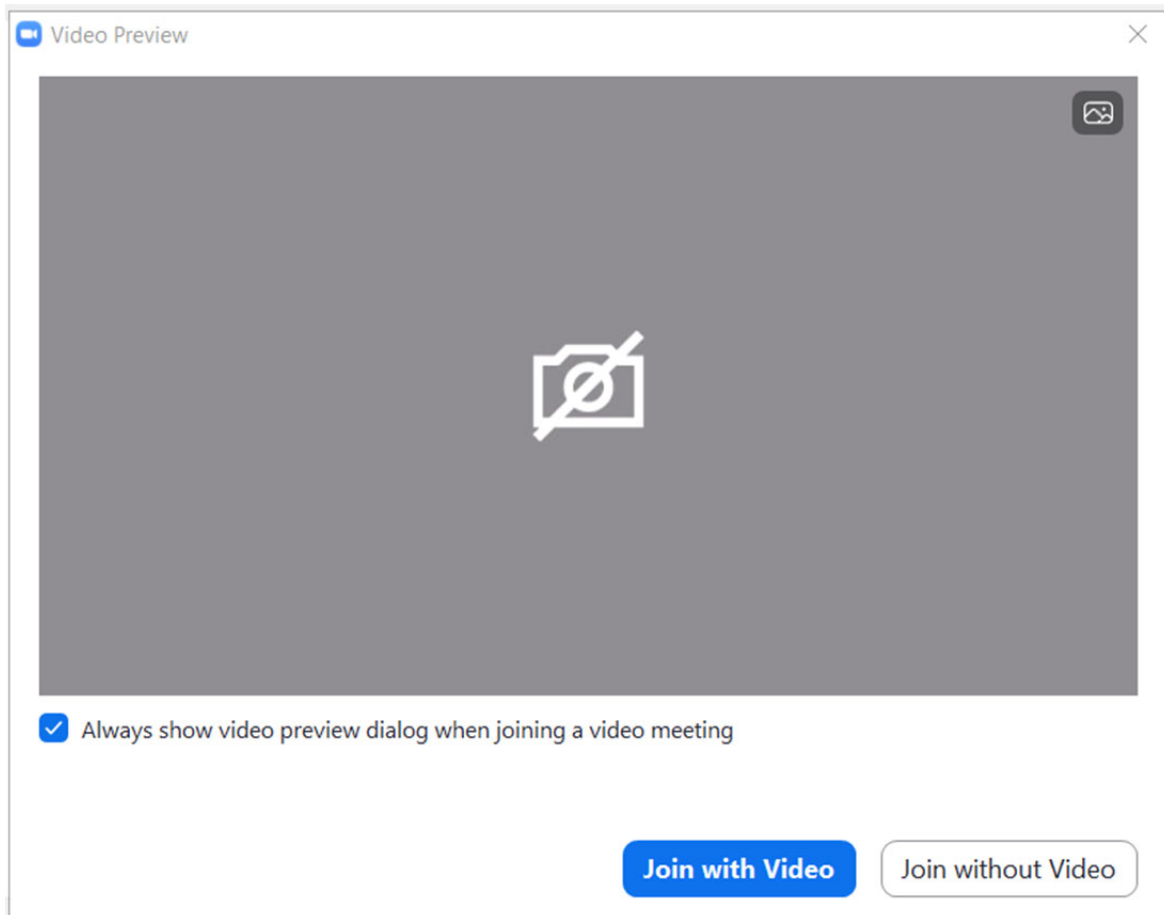


When prompted, select Yes.

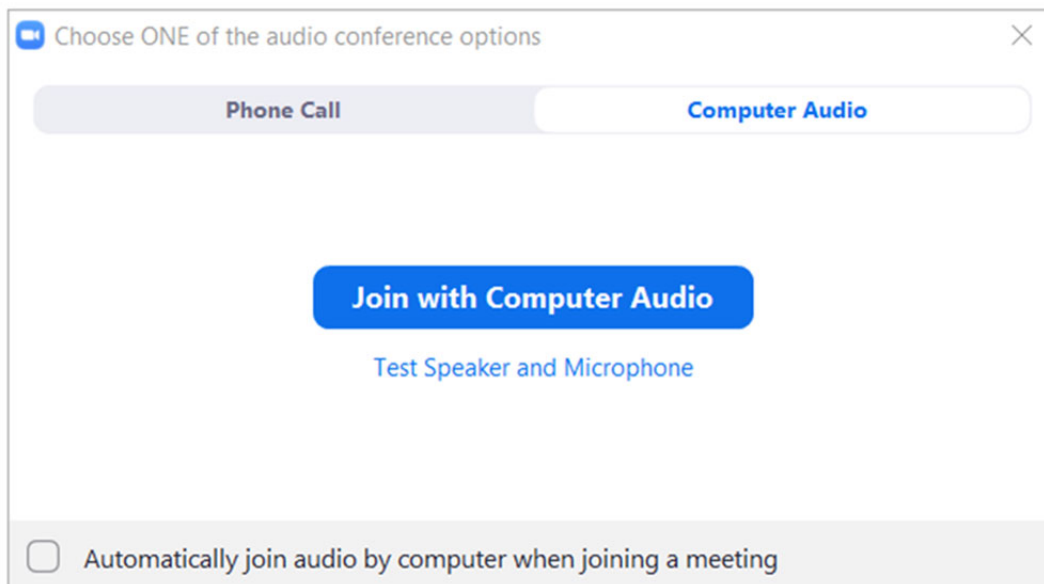
If nothing prompts from browser, [download & run Zoom](#).

Zoom application.

2. Once you have Zoom opened on your computer, Select **Join Without Video**

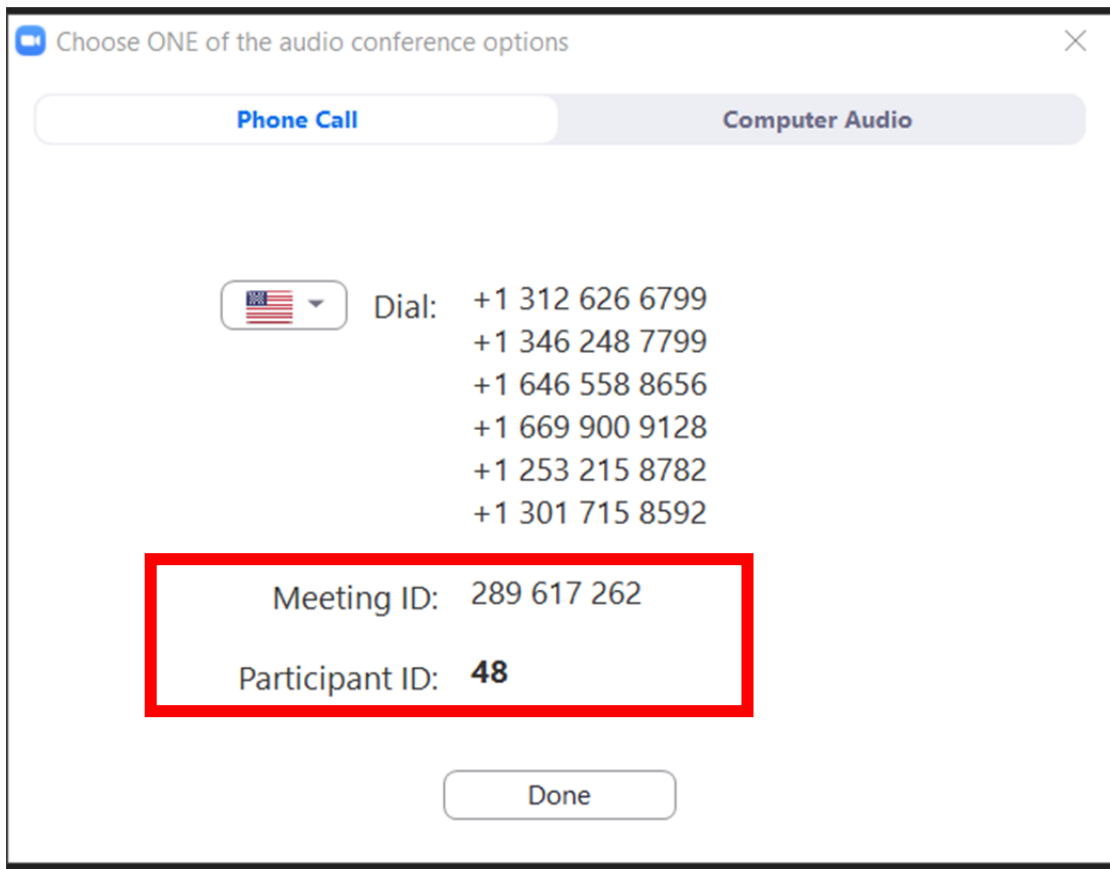


3. Select **Join With Computer Audio**



How to Join Your Zoom Meeting: Using a Telephone

1. If you are joining via telephone, you will need the teleconferencing number provided in the meeting invite details.
2. Enter the **unique Meeting ID number and Participant ID** when prompted on the telephone:



The screenshot shows a Zoom dialog box titled "Choose ONE of the audio conference options". It has two tabs: "Phone Call" (selected) and "Computer Audio". Below the tabs, there is a dropdown menu showing the United States flag. To the right of the dropdown, the word "Dial:" is followed by five phone numbers: +1 312 626 6799, +1 346 248 7799, +1 646 558 8656, +1 669 900 9128, and +1 253 215 8782. Below these numbers, a red rectangular box highlights the text "Meeting ID: 289 617 262" and "Participant ID: 48". At the bottom of the dialog box is a "Done" button.

Choose ONE of the audio conference options

Phone Call Computer Audio

🇺🇸 Dial: +1 312 626 6799
+1 346 248 7799
+1 646 558 8656
+1 669 900 9128
+1 253 215 8782
+1 301 715 8592

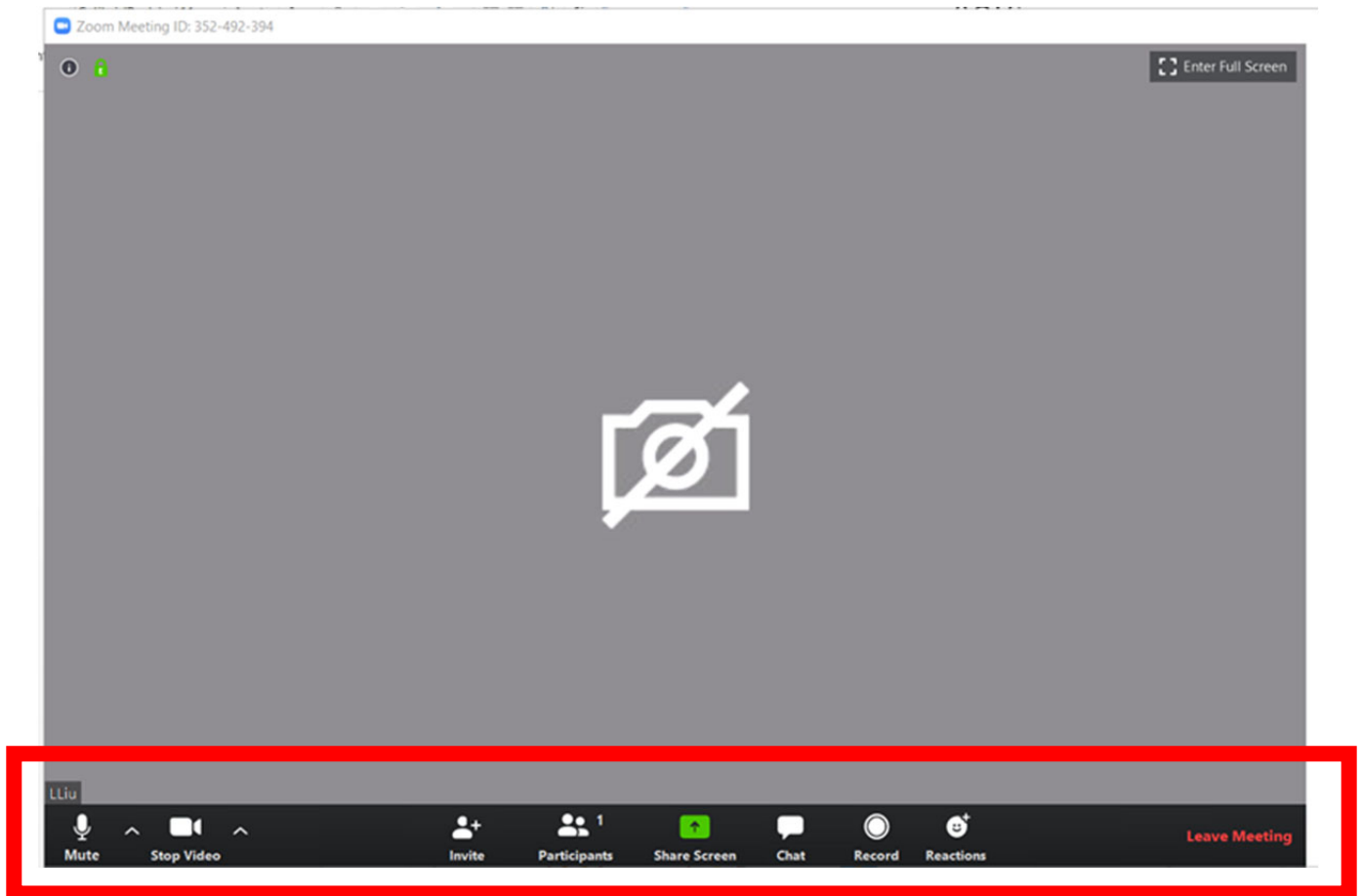
Meeting ID: 289 617 262
Participant ID: **48**

Done

Using Zoom During Your Visit

Zoom has different features that can be used during your virtual visit.

If you have connected to your visit using a laptop, your screen should look something like this.

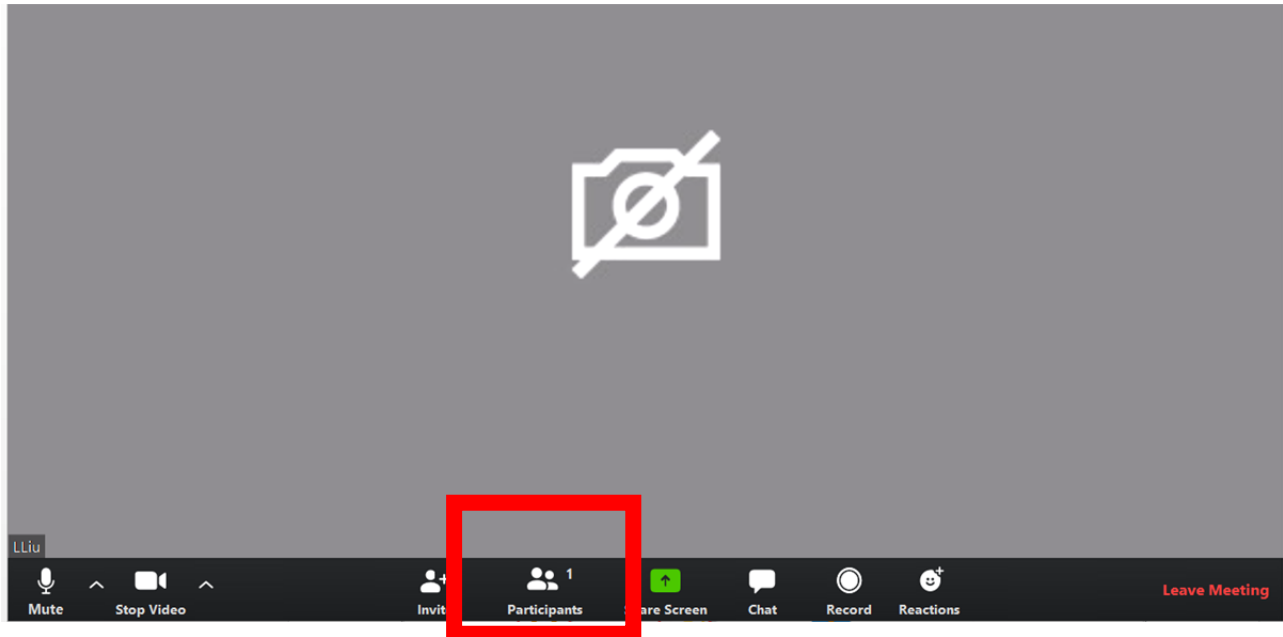


You can use the buttons along the bottom of the screen to:

- Mute yourself
- Stop Video
- Chat
- Raise your Hand
- & Leave the Meeting

How to Raise Your Hand During Your Visit

1. Click on **Participant** button on the bottom of the window



2. In the Participants pane, click on the **Raise Hand** button

